MISSION TO MARS

10/4/2019 - 10/6/2019

COWETA CAMPOREE

MISSION PLAN

-On behalf of the Coweta District, welcome to “Mission To Mars.”
-This is a Space-Camporee, designed to provide fun-filled activities that will expose Scouts to a number of themes and activities and excite them about the future of space travel.
-Within the pages of this guide, you will find information to prepare for an out-of-this-world event designed to affect our Scouts for years to come.
-If you have any questions, please do not hesitate to reach out to any of the leaders on the team organizing this Mission.

During the Apollo program of the 1960s and '70s, NASA sent nine missions to the Moon. Six of them landed astronauts safely on the surface, the only times humans have visited another world. July 20, 2019 marked the 50th anniversary of the first humans landing on the Moon on July 20, 1969 as part of NASA's Apollo 11 lunar mission.
Following the tradition set by the crew of Gemini V, the Apollo 11 crew was given the task of designing its mission patch. Apollo 11 was, and still is, one of the most publicly recognized missions NASA has ever had. After some discussion, the crew decided to keep their names off the patch. Michael Collins explains: “We wanted to keep our three names off it because we wanted the design to be representative of everyone who had worked toward a lunar landing, and there were thousands who could take a proprietary interest in it, yet who would never see their names woven into the fabric of a patch. Further, we wanted the design to be symbolic rather than explicit.”
On July 20, 1987, Neil Armstrong, Buzz Aldrin, and Michael Collins signed a silk-screen patch flown aboard Apollo 11 and presented it to former NASA Administrator James C. Fletcher for safekeeping. The inscription of the patch reads; “Carried to the moon aboard Apollo XI, Presented to the Mars I Crew. “Looking forward into the future, it seemed only appropriate that a patch, which witnessed mankind’s first giant leap, should be there for its second.

NASA’s new plan to establish a permanent lunar presence and put an American on the Moon again now has one: Artemis. It is a nod both to Apollo, the 50th anniversary of the culmination of which is this year, and to the fact that the program is likely to send the first woman to the Moon.

The Fall Camporee patch is in appreciation of the Apollo 11 patch and the forward look at the future of a landing on Mars. The Eagle is landing on Mars.



IMPORTANT CONTACTS

Mickey Goodwin
District Executive
678- 378-9483
mickey.goodwin@scouting.org

Robert Allen
District Chairman
678-923-6159
skyhighads@yahoo.com

Eric Stout
Activity Chair
(678)-378-6387
eric.stout@faa.gov

The first NASA manned Mission to Mars is presently being planned in the 2030s, which is only 11 years away. A 14-year-old scout today would be 25 in the year 2030.

Appendix to leader's guide-

Registration:

- The Troop Adult leader in charge will attest to current insurance and Class I medical forms to designated camp staff at the blockhouse during the Cracker Barrel. The Adult leader should have all the health forms of the people attending the camporee.
- Register online at the Flint River Council website (www.flintrivercouncil.org) pull down the date of the camporee off the calendar (use calendar toolbar). This will allow registration via doubleknot.com.
- Submit the completed registration form and all fees no later than the cracker barrel on Friday, October 4th.

Cost:

$11.00 per Scout and $6.00 Adult

1. Complete registration online.
2. **Camporee Committee meeting is *Tuesday, September 10 at 7:00PM at Cornerstone United Methodist Church. SPL, Arrow Men, & SM should attend. This is the night for members to volunteer to run activities and events!***
   BE THERE AND BE PREPARED…
3. Due to limited budget and planning requirements there will be **NO REFUNDS**. You may transfer registration fees to another participant.
4. Make checks payable to "Flint River Council".

Directions:

- I-85 to Exit 47 (Hwy 34)
- Hwy 34 W (Bullsboro Drive) towards Newnan
- Turn R onto Hwy 34 Bypass
- Continue, crossing Hwys 29, 70 and Alt 27/16
- Turn R onto Hwy 34 W (Franklin Hwy) towards Franklin
- From turn, go 4.7 miles turn R onto Pierce Chapel Rd
- Turn immediate L onto Sanders Davis Rd

- Turn R onto Boy Scout Rd
- Go 1.3 miles, Camp Jim Stephens located on R past yellow house and creek

Campsite Selection:

Staff at the blockhouse will direct units to a campsite area, if they do not have a traditional site at Jim Stephens.

Assemblies/Vespers Protocol: "A Scout is Reverent"

Please check the attached schedule and observe the following when reporting to these events:

- Muster units at the parade field promptly in a semi-circle formation around the flagpole.
- Report to the parade field in formation, singing a unit song or patrol yell.
- Display unit and patrol colors while in formation.
- When roll call is taken, SPL or acting SPL of each unit respond accordingly. If you do not know proper protocol for answering "roll call," we will review at cracker barrel.
- SM – please encourage your Chaplain Aides to participate in the Vespers Service on Sunday. You will receive more information regarding Chaplain Aide participation before the Camporee or at the cracker barrel.

Site Rules:

- ☑ Do not cut live trees.
- ☑ Do not disturb any hunter property.
- ☑ Do not dig any holes or trenches.
- ☑ Use only existing fire pits.
- ☑ Follow BSA "Leave No Trace" camping guidelines (pages 244-245, *Boy Scout Handbook*, 1998 edition).
- ☑ Please park vehicles at the edge of the parade field.
- ☑ Please do not park vehicles in individual campsites except for loading/unloading gear. Only one left parked vehicle will be allowed in the campsite area other than during the following available times

- Friday between 5:00 p.m. and 8:30 p.m.
- Saturday morning between 6:30 a.m. and 8:00 a.m.

Sunday morning after 7:00 a.m

Toilet Facilities:

- ☑ Males please use the portable toilets provided.
- ☑ Please do not dig latrines.
- ☑ Females ONLY may use facilities at the blockhouse.

Health/Safety Reminders:

- BSA policy prohibits passengers in beds of pickup trucks, whether or not pickup bed is covered.
- Drivers please maintain safe speed and drive cautiously on camp property, watching out for adults and youth.
- Follow manufacturer's safe storage instructions when using liquid or propane fuel for cooking or illumination.
- Keep an appropriate fire extinguisher rated for flammable liquids accessible in your campsite.
- "NO FLAMES IN TENTS!"
- Units should take care of minor injuries if possible. A Red Cross certified individual will be on staff in case of emergency. If medical attention is needed, have authorization forms for medical care/treatment readily available.

All units should bring:

Roster of participants
Class I medical forms/insurance info
U.S. and troop flags Troop first aid kit
Standard troop camping equipment

Uniforms of the Day:

Class "A" uniforms (if headgear is worn, it must be Scout related) are required at the following events:

Flag Raising/Lowering Assemblies **(except for Saturday, 03 November Flag Raising ONLY Class "B" uniform permitted)** Saturday Campfire
Vespers Services

Class "B" uniforms should be worn during all other Camporee events and October 27th **Flag Raising Assembly ONLY**.

Webelos Scout Participation:
The Fall Camporee is open to overnight camping by Webelos II Scouts who are sponsored by a Boy Scout Troop. Webelos II's will be subject to the same fee schedule as other Scouts. CM/DL's must coordinate Webelos II's Camporee participation with a sponsoring Boy Scout Troop. SM's are responsible for monitoring Webelos II visitation at the Camporee and registering Webelos II Scouts with Camporee staff. Webelos II Scouts will be eligible for Camporee patches.



It would be greatly appreciated if on Friday and Saturday night around 9 pm, troops or individuals would provide knowledgeable scouts with equipment for stargazing in the open field.

Scoutronauts are encouraged to come in their favorite space-theme costume to the campfire (extra points will be awarded for Scoutronauts in space-theme attire, and further points for best costumes in scout spirit). Also, Star- troops are encouraged to develop a space-theme banner, and to decorate their campsites (additional points will be awarded for banners and campsite decorations for best campsite).

Photographers
If you like to take pictures AND VIDEOS, PLEASE take LOTS and send them to Eric Stout at eric.stout@faa.gov– We'll post on the Facebook page after the event. In addition, pre-Space Camporee photos (your scouts designing banners, creating costumes, etc.) that can be used on the Facebook page are a great way to promote the Camporee and your troop activities. Great pictures will help encourage youth to Scouting and to help promote future Coweta events as well.

IS THIS A FACE ON MARS?

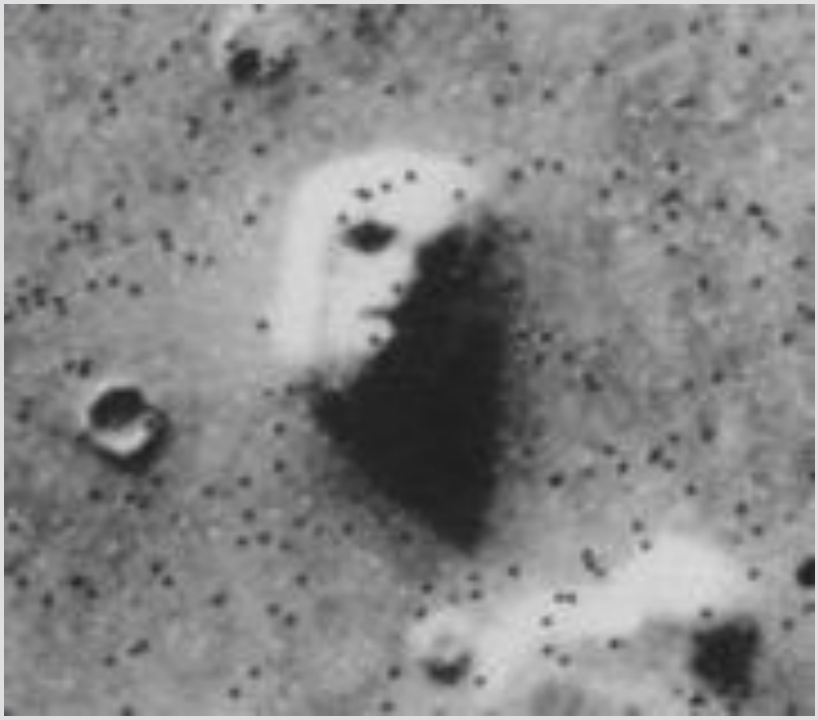

This a NASA photo of a feature that looks like a human face on the surface of the planet Mars, specifically in the area of Cydonia Mensae, an area of Mars adjacent to the border between the Northern lowlands and the Western Arabia Terra. Look like anyone you know?

George Washington, the Father of Our Country, started life as a surveyor.Whom will be The Father of Mars?

STAR-DATE SCHEDULE

Friday

5:00-8:00pm Troop arrival, Check-in and set up
8:00pm/Star Gazing
9:00 SPL/SM Cracker Barrel at Blockhouse
11:00pm Taps & lights out. All scouts QUIET!

Saturday

6:30am Reveille
6:30-8:15am Breakfast at campsites
8:30-8:45am Flag Ceremony/Announcements
9:00-12:00 am Morning Events
(4-6 pm ~ Campsite Decorations Judging)
12:00-1:00pm Lunch at campsites
1:00-3:00pm Afternoon Events
3:00-4:00pm Mars Attack
5:00-6:00pm Clean-up/Dinner prep at campsites
5:30-6:40 pm Astronaut Feast at Mission Control
7:00-7:10 pm Flag Lowering
7:10-7:30 pm Time Capsule

7:30-8:30pm Campfire Ceremony
8:30 OA meeting
11:00pm Taps & lights out. All scouts QUIET!

Sunday

6:30am Reveille
6:30-8:15am Breakfast at campsites
8:30-8:45am Flag ceremony
8:45-9:15 Vespers service
9:15-10:00am Awards

MISSION ACCOMPLISHED! FEAST OF MARS!

NASA has radioed that all mission objectives were accomplished. The lost Scoutronauts were rescued. The Mission to Mars has been a success! To celebrate, NASA has authorized the Scoutronauts to order pizza for delivery. Unfortunately, Interstellar Pizza Delivery says the delivery rocket from earth will take 6 months to reach Mars, and everyone is too hungry to wait. So, instead of pizza, we will have the Feast of Mars.

The Mars Mission will be approximately a two-year one. The ability of a cook to make a desert of common ingredients will be the means for judging the Golden Spoon. Doing your best to prepare a desert from the provided pantry items handed out at the cracker-barrel. Bring your dish to the Mission Central (Headquarters) at 5:30 to 6:15 pm.

Don't go to Mars if you don't like vegetables. Astronauts living on Mars will grow vegetable on the planet surface in special Hydroponicgardens.

EVENTS

Introduction

You will be assigned a schedule for Saturday's rotation at the Friday night meeting. Following the flag raising, your Senior Patrol Leader and his scouts will report to their first event. The remainder of your scouts may attended the lecture portion of the merit badge. This will be held in the blockhouse. Twice in the morning and twice in the afternoon.

Every Troop will start at different points in the rotation, but following your personal schedule, you will be able to complete all activities.

Rocket Launch:

Our first task will be to get to Mars. We will do this via our own Rocket Launch. Troops will assemble, and each will launch their own bottle rockets using the power of compressed air. Troops will be judged on the most successful launch and the best rocket decorated will break any ties.

The rocket should be tested and decorated by Troops prior to the arrival at the Space-Camporee.

All rocket materials to be provided by each Troop, but the rocket itself must be a standard 2 liter plastic bottle (typical for soda).

For further information on making bottle rockets, refer to this video: http://www.science-sparks.com/2012/03/12/making-a-bottle-rocket

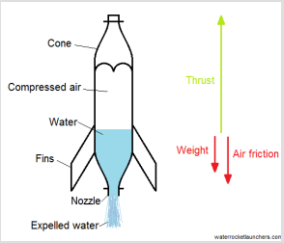

As a part of the Mars Mission, the main challenge will be to land safely on Mars. To simulate a landing similar to that used for the NASA Mars Rover, each Troop will design the rocket to incorporate an egg (Egg-stronaut), which will be protected using troop provided material and if they chose, a parachute. It must fit on the



mothership. The successful rocket launching the capsule, crossing the egg over the mountain range at the greatest altitude and having the Egg-stronaut survive will be the winner.

Materials: provided by the troops (additional information provided by Mission Control at Cracker Barrel)

For further information, refer to these videos:

Mars Rover landing https://youtu.be/KyktvC7w7Js

Egg Drop Ideas (Hint: FOCUS ON Parachute and idea#2)
https://youtu.be/nsnyl8llfH4

bottle rockets and egg- drops on-line.

http://waterbottlerockets.weebly.com/design---rocket-variables.html

Round peg in a square hole

After Mission Control decided to cancel Apollo XIII's moon landing following an explosion of an oxygen tank in the Service Module, the astronauts moved to the Lunar Module in order to save power that was going to be needed later for re-entry.
The only problem with this plan was that the Lunar Module was designed for only two people for a 36-hour period, not three astronauts for 96 hours. They quickly discovered that carbon dioxide was building up fast, putting their lives in extreme danger. They had to change the circular CO2 scrubbers in the Lunar Module for clean ones, but they only had spare square CO2 scrubbers from the Command Module.

Using Materials to be provided to the Troops by Mission Control make a breathing apparatus.

Note: for this exercise, you will be given a series of directions. Your challenge will be to assemble to the correct Martian breather to provide air.

Lost On Mars

Mission Control has reported an ALF (Alien Life Form) was spotted in your general vicinity. SETI wants your help to locate any possible Alien. Your job is to conduct a hasty search of the designated around the Camp to find, rescue, and where needed provide first aid to the injured. Are you up to the challenge? Scouts to the Rescue!

Mars Water Still

The astronauts are running low on fresh water. However, the Mars Rover converts electrically cell sweat to contaminated water during exploration. Now they must convert the contaminated water to fresh water. To survive, the astronauts will need to build a Water Still.

Materials: Use the Jack Swigert moon welcome pack (according to "The Dick Cavett Show") and local Mars items to be provided by Mission Control to each Troop.

The original "Mercury Seven" astronauts, L. Gordon Cooper, M. Scott Carpenter, John Glenn, Alan Shepard, Virgil I. Grissom, Walter Schirra and Donald K. Slayton wear clothing fashioned from parachutes during desert survival training at Stead Air Force Base in Nevada.

ET phone home

The lost astronauts need to send a signal for help (amazingly, it turns out that the batteries on the com-computer will rundown if you play minecraft incessantly and cell phone coverage on Mars is spotty) before their oxygen supply is depleted.

Materials: To be provided by Mission Control.

MARS ATTACK!

It never fails, wouldn’t you just know something would happen? NASA says the mission was a great success, but just as the astronauts were preparing for the Space-Feast, some pesky experiment requirements appear on the schedule. Therefore, the Troops have had to rely on their toothbrushes to dig

for fossils. Fortunately, the Troops thought to ***Be Space-Prepared***, and had brought their brushes prior to leaving the ship. Each Troop will try to find the fossils in the Maritain soil before their oxygen allotment runs out.

Materials: To be provided by Mission Control.

Alan B. Shepard Driving Classic

On Feb. 6, 1971 ,Alan Shepard pulled out a makeshift six-iron he smuggled on board Apollo 14 and hit two golf balls on the lunar surface, becoming the first -- and only -- person to play golf anywhere other than Earth.

Can your Troop champion improve on this exercise for the Mars' mission? It is quite possible the first crew on Mars will try (especially if one of them was in the Navy).

You can't run a vacuum cleaner on 12 amps.

Apollo 13 required a restart of less than 12 amps on a battery with only a capability to provide 20 amps. With Mr. Sparky's assistance, your patrol/ troop will succeed in this electrical challenge.

Zero Gravity Training

The astronauts trained at the bottom of large water tanks for zero g. Gus Grissom was reported as the best at this training. He was covering up he could not swim. If any astronaut needed this tenderfoot skill, it was he. Your patrol/ troop will be challenged to do a simple task while simulating zero g. You will NOT get wet during this event.

Martin Mull March

Wearing accrual reminisce of the Mr. Mom office party completion, boy scouts will run across the finish line. Yeah, you gonna make it all 220? Yeah, 220, 221. Whatever it takes. What does this have to do with a Mission to Mars? Nothing, but it should be something to see.

CAMPSITE INSPECTION SCORESHEET

AREAS JUDGED POINTS (1-10 pts. each)

_____Duty Roster Posted

_____Tents/Fly properly erected

_____Water bucket/ fire extinguishers in each campsite cook area

_____Flags Properly Displayed

_____Troop First Aid Kit Available

_____Food Stored Properly

_____Cooking Areas Clean and Neat

_____Balanced Menu(s) Posted

_____Campsite Improvements
(Gadgets, can often be the tiebreaker!)

_____Ax Yard or Fuel Area Property Identified and Stored

_____(5 points extra for completing page 6 red note.)

_____ Total Points

UNIT NUMBER_____CAMPSITE NUMBER_____

SCOUTMASTER'S NAME: _____

Space Exploration merit badge requirements

1. Tell the purpose of space exploration and include the following:

   a. Historical reasons

   b. Immediate goals in terms of specific knowledge

   c. Benefits related to Earth resources, technology, and new products.

   d. International relations and cooperation

2. Design a collector's card, with a picture on the front and information on the back, about your favorite space pioneer. Share your card and discuss four other space pioneers with your counselor.
3. Build, launch, and recover a model rocket.[1] Make a second launch to accomplish a specific objective. (Rocket must be built to meet the safety code of the National Association of Rocketry. See the "Model Rocketry" chapter of the *Space Exploration* merit badge pamphlet.) Identify and explain the following rocket parts:

   a. Body tube

   b. Engine mount

   c. Fins

   d. Igniter

   e. Launch lug

   f. Nose cone

   g. Payload

   h. Recovery system

   i. Rocket engine
4. Discuss and demonstrate each of the following:

   a. The law of action-reaction.

   b. How rocket engines work

   c. How satellites stay in orbit

   d. How satellite pictures of Earth and pictures of other planets are made and transmitted.
5. Do TWO of the following:

   a. Discuss with your counselor a robotic space exploration mission and a historic crewed mission. Tell about each mission's major discoveries, its importance, and what was learned from it about the planets, moons, or regions of space explored.

   b. Using magazine photographs, news clippings, and electronic articles (such as from the Internet), make a scrapbook about a current planetary mission.

   c. Design a robotic mission to another planet or moon that will return samples of its surface to Earth. Name the planet or moon your spacecraft will visit. Show how your design will cope with the conditions of the planet's or

moon's environment.

6. Describe the purpose and operation of ONE of the following:

   a. Space shuttle or any other crewed orbital vehicle, whether government owned (U.S. or foreign) or commercial

   b. International Space Station

7. Design an inhabited base located within our solar system, such as Titan, asteroids, or other locations that humans might want to explore in person. Make drawings or a model of your base. In your design, consider and plan for the following:

   a. Source of energy

   b. How it will be constructed

   c. Life-support system

   d. Purpose and function
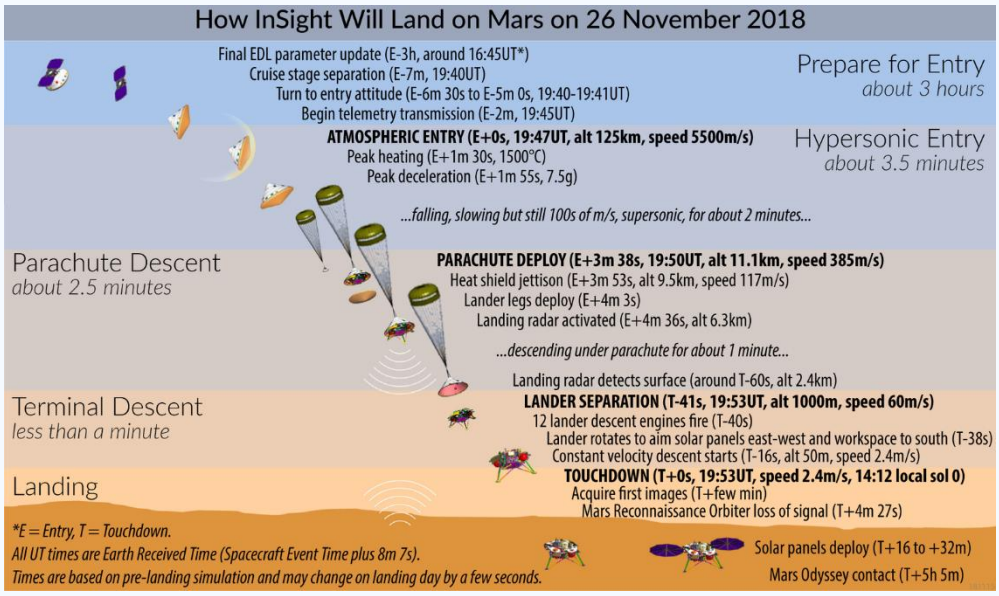
8. Discuss with your counselor two possible careers in space exploration that interest you. Find out the qualifications, education, and preparation required and discuss the major responsibilities of those positions.